

Getting Ready for 2nd Grade!

Summer Packet 2018

Dear Parents/Guardians,

This packet is filled with different engaging and fun reading, writing, and mathematics activities listed in a “Summer Calendar”. Over summer vacation, we strongly encourage you to set aside some times for your child to work on these skills to ensure continued progress in second grade.

Your child can use a “Summer Journal” (composition book, spiral notebook, or sheets of paper in a folder) to complete their work. Along with the “Summer Calendar”, we recommend that students read 20 minutes every night. Please keep a reading log in the “Summer Journal”. The reading log should include the title of the book(s) and the date the book was read.

There are also several websites that can be accessed though out the summer that will help your child with reading and mathematics. Students will continue to use the same usernames (their FSI #) and passwords (their birthday) that they have used during the school year. Have a great summer and happy learning!

Thank you,
The Second Grade Team

Suggested Websites

<https://login.i-ready.com>

<https://www.reflexmath.com>

<https://www.prodigygame.com/Play/>


Dear Parents/Guardians,

We are pleased to announce that your child can continue their learning during the summer via the **i-Ready** platform. Your child can work on **i-Ready Extra Lessons** in Math and Reading from any computer location with internet access by following the steps below:

Go to the Broward Single Sign-On (SSO) page  www.browardschools.com/sso

Click the button "Register Now/Login" 

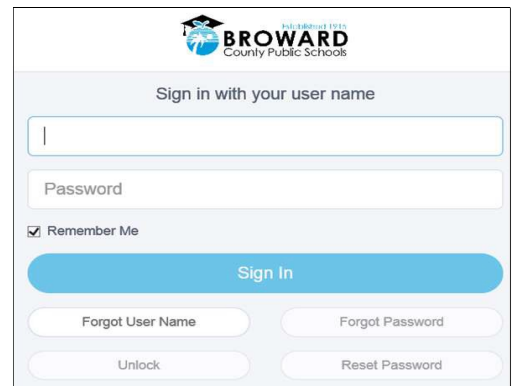


Enter your username and password on the Sign In page. 

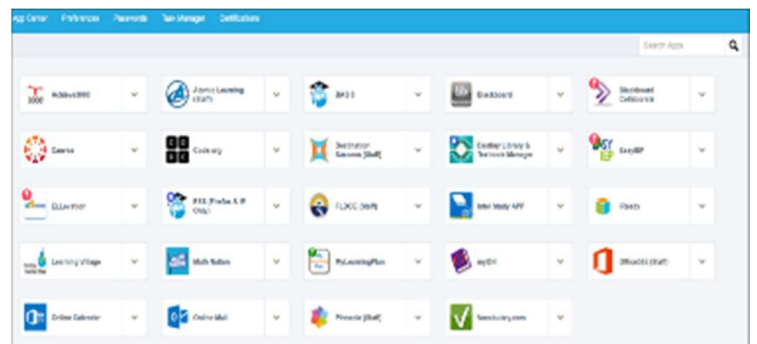
Username: Student ID (10 digit student number)

Password: Pmm/dd/yyyy (capital P followed by student birthdate)

Ex. P02/02/2010



Click on the **i-Ready** application 

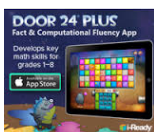


Once your student has logged into **i-Ready** and chosen a subject, please select this button to work on lessons in i-Ready:



Complete the **i-Ready** log before **July 20th**, after this date the system will not be available.

For extra math and vocabulary practice, try our FREE Apps.



Door 24 Plus
Math Fluency




World's Worst Pet
Vocabulary Development



Home Summer Log 2018 - Incoming 2nd Grade
 Log in through Broward's Single Sign-On

Lessons located within:



	Username:	Password:		
Date	Lesson Name	Score % Go to: My Progress	Time on Task	Parent's Initials
Reading				
	Substitute Beginning, Middle, Ending Sounds			
	r-Controlled Vowels: er, ir, ur			
	Triple Blends and Digraphs			
	Working with Words: 2			
	Building Word Knowledge 1			
	Multiple Meaning Words			
	Find the Main Topic			
	Using Text Features			
	Key Details			
	High Frequency Words: 24			
Mathematics				
	Build Two-Digit Numbers			
	Practice: Build Two-Digit Numbers			
	Add Two-Digit Numbers			
	Practice: Add More Two-Digit Numbers			
	Use Mental Math to Add (Make a Ten), Part 1			
	Use Mental Math to Add (Make a Ten), Part 2			
	Practice: Use Mental Math to Add (Make a Ten)			
	Measure Lengths			
	Understand Attributes of Shapes			
	Practice: Understand Attributes of Shapes			

Each lesson varies in time and a score will not be available until a student completes the lesson

Summer Calendar

	Monday (Spelling)	Tuesday (Reading)	Wednesday (Math)	Thursday (Writing)
<p>Week 1</p> <p><u>Sight Words</u> see me can it is here where</p>	<p>Practice reading the list of sight words. Write them three times each. Then trace over the vowels in a crayon or marker.</p>	<p>Practice reading the fluency passage “How to Play Running Bases”. Using a timer or a second hand on a clock, read the passage 3 times and record your minutes/seconds for each time you read. The goal is to build your speed and fluency.</p> <p><u>Example:</u> #1- 1 min 42 seconds #2- 1 min 20 second #3- 1 min 6 second</p>	<p>Ask an adult for some coins. Talk about those coins with an adult. Discuss their value. Example: A quarter is worth 25 cents, a dime is worth 10 cents, and nickel is worth 5 cents and a penny is worth 1 cent. Draw the coins and write their value.</p>	<p>This is the first week of summer vacation! What is your favorite summer activity? Write a paragraph telling what you like to do best during the summer. Remember paragraphs have an introductory sentence, 3-4 detail sentences and a concluding sentence.</p>
<p>Week 2</p> <p><u>Sight Words</u> said was went and one the when</p>	<p>Practice reading the list of sight words. Use each of the words in a sentence.</p>	<p>Practice reading the fluency passage “Soccer Camp”. Using a timer or a second hand on a clock, read the passage 3 times and record your minutes/seconds for each time you read. The goal is to build your speed and fluency.</p> <p><u>Example:</u> #1- 1 min 42 seconds #2- 1 min 20 second #3- 1 min 6 second</p>	<p>Practice counting by 2’s, 5’s and 10’s. After you have practiced, write your 2’s up to 20, 5’s up to 50, and 10’s up to 100.</p>	<p>Pretend that television, computers, the Internet, smartphones, ipads, and video games had never been invented. How would you spend your time on a rainy summer afternoon? Write a paragraph describing what you would do without any technology.</p>

<p>Week 3</p> <p><u>Sight Words</u> they but it not going their because</p>	<p>Practice reading the list of sight words. Use each of the words in a sentence.</p>	<p>Practice reading the fluency passage “A Walk on the Ceiling”. Using a timer or a second hand on a clock, read the passage 3 times and record your minutes/seconds for each time you read. The goal is to build your speed and fluency.</p> <p><u>Example:</u> #1- 1 min 42 seconds #2- 1 min 20 second #3- 1 min 6 second</p>	<p>Have an adult create 10 addition problems and 10 subtraction problems. Answer the problems. Circle the answers that are even number.</p>	<p>June is “National Fresh Fruit and Vegetable Month.” Some kids don’t enjoy eating fruits and vegetables. Write a persuasive letter to a friend who does not like vegetables convincing them of the importance of consuming the daily, recommended amount of fruits and vegetables. Give them three reasons for eating their vegetables and give them at least two ideas of delicious ways to eat vegetables. Remember to have a greeting and a closing on your letter.</p>
<p>Week 4</p> <p><u>Sight Words</u> Monday Tuesday Wednesday Thursday Friday Saturday Sunday</p>	<p>Practice reading the list of sight words. Have an adult give you a “test”. Have an adult check your test. If you get any wrong, write them 3 times each.</p>	<p>Practice reading the fluency passage “The Art Museum”. Using a timer or a second hand on a clock, read the passage 3 times and record your minutes/seconds for each time you read. The goal is to build your speed and fluency.</p> <p><u>Example:</u> #1- 1 min 42 seconds #2- 1 min 20 second #3- 1 min 6 second</p>	<p>Take three dice (if you don’t have dice, an adult can help you create the numbers). Roll the dice and make up an addition sentence for each roll. Do this 10 times.</p> <p><u>Example:</u> $5+6+4=15$</p>	<p>On July 4, 1776, the United States declared its independence from Britain. Every year we celebrate this holiday with fireworks. How do you think this tradition came to be? Do some research to find out why we use fireworks on the 4th of July. Write a paragraph explaining what you discovered.</p>

<p style="text-align: center;">Week 5</p> <p style="text-align: center;"><u>Sight Words</u> January February March April May June</p>	<p>Practice reading the list of sight words. Complete “Choo-Choo Words” Write your entire spelling list end-to-end as one long word (like a train). Use a different color crayon, marker or colored pencil for each word.</p>	<p>Practice reading the fluency passage “A Job for Carla”. Using a timer or a second hand on a clock, read the passage 3 times and record your minutes/seconds for each time you read. The goal is to build your speed and fluency. Example: #1- 1 min 42 seconds #2- 1 min 20 second #3- 1 min 6 second</p>	<p>Take 3 dice and create a 3-digit number (if you don’t have dice, an adult can help you create the numbers). Then tell how many hundreds, tens and ones are in that number. If you’d like to take it one step further, write the number in expanded form. Do this 10 times.</p> <p style="text-align: center;">Example: 324</p> <p style="text-align: center;">3 hundreds, 2 tens, 4 ones</p> <p style="text-align: center;">Expanded Form: 300+20+4</p>	<p>July is “National Picnic Month.” If you could plan the ideal picnic for your family, what would it be like? Write a paragraph that includes who would be at your picnic, where it would be at, what you would eat and what activities you would do before/after you eat.</p>
<p style="text-align: center;">Week 6</p> <p style="text-align: center;"><u>Sight Words</u> July August September October November December</p>	<p>Practice reading the list of sight words. Complete “Scrambled Up” Fold your paper in half long ways, or hot dog style. Then have an adult at home scramble up each of your words on one side of the paper. Then, on the other side, try to unscramble your words without looking at your list.</p>	<p>Practice reading the fluency passage “The Tiger Story”. Using a timer or a second hand on a clock, read the passage 3 times and record your minutes/seconds for each time you read. The goal is to build your speed and fluency. Example: #1- 1 min 42 seconds #2- 1 min 20 second #3- 1 min 6 second</p>	<p>Use non-standard units (paper clips, pretzels, etc.) to measure the length of 5 objects around your house. Record your findings. Then use standard units (ruler, yardstick) to measure those same objects. Compare your findings.</p>	<p>July 21st is “National Junk Food Day.” Think about your favorite type of junk food and how often you are allowed to eat this food. Do you think you think kids should be allowed to eat their favorite foods as much as they want? Write a paragraph taking a stand on this question, and give at least three reasons to support your opinion.</p>

<p>Week 7</p> <p><u>Sight Words</u> there their they're your you're well we'll</p>	<p>Practice reading the list of sight words. Use each of the words in a sentence. Make sure you know the correct meaning of each word before you start your sentences.</p>	<p>Practice reading the fluency passage "Common Cents". Using a timer or a second hand on a clock, read the passage 3 times and record your minutes/seconds for each time you read. The goal is to build your speed and fluency.</p> <p><u>Example:</u> #1- 1 min 42 seconds #2- 1 min 20 second #3- 1 min 6 second</p>	<p>Make a clock face on a paper plate. Practice counting hours and minutes. Label a quarter past, half past and a quarter 'till.</p>	<p>July is "National Recreation Month." After you have looked up the word "recreation" in the dictionary, describe your favorite recreational activity. When and where do you like to do this activity? Why is it your favorite?</p>
<p>Week 8</p> <p><u>Sight Words</u> always around been before best both buy</p>	<p>Practice reading the list of sight words. Complete a "Word Wedge" for each of your words.</p> <p><u>Example:</u> car C Ca Car</p>	<p>Practice reading the fluency passage "The Marching Band". Using a timer or a second hand on a clock, read the passage 3 times and record your minutes/seconds for each time you read. The goal is to build your speed and fluency.</p> <p><u>Example:</u> #1- 1 min 42 seconds #2- 1 min 20 second #3- 1 min 6 second</p>	<p>Roll two or three dice. Create 10 numbers and complete the following for each number:</p> <ol style="list-style-type: none"> 1. One more 2. One less 3. 10 more 4. 10 less <p><u>Example:</u> 49</p> <ol style="list-style-type: none"> 1. 50 2. 48 3. 59 4. 39 	<p>August 2nd is "National Ice Cream Sandwich Day." Write a paragraph about your favorite dessert and give at least three reasons why you like that particular dessert.</p>

<p>Week 9</p> <p><u>Sight Words</u></p> <p>one two three four five six seven eight nine ten</p>	<p>Practice reading the list of sight words. Complete: “Colorful Words”. Write each letter in a different color.</p>	<p>Practice reading the fluency passage “A Beautiful State”. Using a timer or a second hand on a clock, read the passage 3 times and record your minutes/seconds for each time you read. The goal is to build your speed and fluency. <u>Example:</u> #1- 1 min 42 seconds #2- 1 min 20 second #3- 1 min 6 second</p>	<p>Using coins, think about all the ways that you can make \$1.00. Write down all the ways that you came up with. <u>Example:</u> 4 quarters</p>	<p>Herbert Clark Hoover, the 31st President of the United States was born on August 10, 1874. Would you like to be President of the United States? Why or why not? What would be the most challenging thing about being the President of the United States?</p>
<p>Week 10</p> <p><u>Sight Words</u></p> <p>upon us use right write gave goes</p>	<p>Practice reading the list of sight words. Complete: “UPPER and lower”- Write the sight words two times each. The first time, write each word in UPPERCASE letters. Write your words a second time in lowercase letters.</p>	<p>Practice reading the fluency passage “Lily’s First Movie”. Using a timer or a second hand on a clock, read the passage 3 times and record your minutes/seconds for each time you read. The goal is to build your speed and fluency. <u>Example:</u> #1- 1 min 42 seconds #2- 1 min 20 second #3- 1 min 6 second</p>	<p>Look through newspapers and magazines for pictures of things with 2- and 3-dimensional shapes. Cut them out and sort them by shape, then glue them onto your Summer Journal.</p>	<p>August 15th is “National Relaxation Day.” Write a paragraph that describes one way you have relaxed and had fun during this summer vacation.</p>

Name _____ Date _____

How to Play Running Bases

Have you ever played a game called “running bases”? It is a lot of fun! You need two people to catch the ball and a group of people to run between the bases. You also need two bases and one ball. You can use many things as your bases. An old shirt or a paper plate will work fine.

To start the game, the catchers throw the ball to each other three times. Then the runners start running back and forth between the bases. The catchers try to tag them.

The runners have to be quick and smart, so they do not get tagged. After three tags, a runner can change places with a catcher. Then the game begins again.

1. What can you use as a base for “running bases”?
2. Why can’t you play “running bases” with just three people?

Name _____ Date _____

Soccer Camp

Kate and her big brother Ted like to play soccer. They are always bouncing or kicking a soccer ball. They play in the driveway and kick the ball into a net. Sometimes Kate and Ted play on the grass in their yard. On rainy days, they play in the basement. They go to soccer camp in the summer.

This summer, Ted goes to a different camp. Kate doesn't want to go to camp by herself. She frowns on her way to the field. But then she stops and smiles. She sees boys and girls running and kicking soccer balls. She will play soccer with many new friends!

1. What do Kate and Ted love to do?
2. Why doesn't Kate want to go to camp by herself?

A Walk on the Ceiling

House flies can be real pests. They can also carry germs. But they can be very interesting to just watch.

Did you ever see a house fly walk on the ceiling? Did you wonder how house flies could do that? Like other insects, all flies have six legs. Each leg ends in a claw. The claw helps all kinds of flies hold on to walls and ceilings.

But a house fly has something else. Each of its claws has a little pad. When the house fly walks on something smooth, the pads become flat. The pads also give off a sticky liquid. This liquid acts like a glue. It holds the house fly to the ceiling.

Would you like to be like a house fly?
Would you like to walk on the ceiling, too?

1. What helps house flies walk on ceilings?
2. Why should you never let flies walk on your food?

Name _____ Date _____

The Art Museum

Mr. Lawn's class went to a new art museum. This was not like any other museum they ever saw. Everything in the museum was made from trash.

In the first hall, the children saw clothes. Phil noticed that some coats were made from old flags. The colors looked pretty. Jane spotted big rain hats made from soda bottles. In the next hall, the children played with toys. Sarah played with a mouse made from boxes. Brooke and Tom raced tin can cars. Kelly played with a ball that was made from rubber bands.

In the last hall, the class saw a tiny town with toothpick houses and red doors. The roads were made from old wood. The stores were made from milk jugs. When the children got back to class, they made art from trash, too. The whole school came to see their fine work.

1. What was different about the art museum in this story?
2. What did the children learn at the museum?

A Job for Karla

Karla watched the actors on stage. They looked as if they were having so much fun. How could they do it while she could not? Whenever Karla got on stage, she felt awful. She would feel dizzy, then forget all her lines.

Still Karla did enjoy watching the play. Mitch was so good at saying his lines and Ann looked like a real queen. On the way home from school, Karla wondered how she could join her friends in the play. Surely there was a job for her, even if she was very shy.

The next day Karla saw a poster on the stage door. She read it. Karla just knew it was the perfect job for her.

That afternoon, Karla learned how to run a spotlight. Karla could watch the play and be part of the action. And she never had to step on stage!

1. What is the story mostly about?
2. What was written on the poster Karla read?

The Tiger Story

In the jungle a very large, striped cat sneaks up on a deer. Then it leaps. The deer gets away. The tiger does not chase its prey. It just looks for something else to eat.

Tigers are the world's biggest cats. One tiger can eat 9 to 15 pounds of meat a day. Tigers like living in thick forests or places with tall grass. They usually live alone.

Tigers do not live in groups like lions do. The only time you would see a group of tigers is when a mother tiger has cubs. Cubs stay with their mothers for about two years.

But getting a peek at a tiger with cubs in the wild is now a rare event. There are not too many tigers left. Today, twice as many tigers live in zoos as in the wild. Not enough wild places remain for them to live.

1. Tell two facts about tigers that you learned from the story.
2. Where do most tigers live today?

Name _____ Date _____

Common Cents

If you have one hundred of these, you have a dollar. What are we talking about? We are talking about the penny. The penny is the most common coin in the United States. The U.S. Mint produces more than one thousand pennies every second. That adds up to about 30 million pennies a day.

The copper penny was the first coin made in America. The first one was made in 1787. Since then, there have been many different pictures on pennies. Abraham Lincoln's picture went on the penny in 1909. The other side showed wheat. Today, Lincoln's face is still on the penny.

New pennies are now made of zinc. They have only a tiny bit of copper in them. Over the years, some things have changed with the penny, but one thing remains the same. A penny is still worth one cent.

1. Whose face is on the penny today?
2. Name two things that have changed about the penny over time.

The Marching Band

Mike played the flute at school, and Max played the drums. One day they decided to form the school's first marching band.

They put up a sign asking anyone who played a musical instrument to join. They got several responses that day.

Chris really wanted to join the band, but he had one huge problem. He could not play any musical instrument. Beth also wanted to join the band, but she played the harp.

“How can you be in our band?” Mike asked Beth.
“You play the harp sitting down. How can you march?”

Then Max had an idea. He invited Beth and Chris to join the band.

Max said, “Chris will lead the band and pull a wagon with Beth and her harp on it.”

The band members loved Max’s idea and their music was great!

1. What problem did Chris have in the story?
2. How did Max solve two problems with his idea?

Name _____ Date _____

A Beautiful State

Maine is a beautiful state. Maine lies along the northeast coast of the United States. It has a long coast with lots of little islands. The coast also has beaches and fishing villages.

Pine trees once made up most of the state. That's why the state is called the Pine Tree State.

There are many interesting facts about Maine. Maine makes more wooden toothpicks than any other state. Maine is also the place where the Camp Fire Girls started. The group is now called the Camp Fire Boys and Girls. It offers outdoor fun to children.

Here's another interesting fact. A 15-year-old boy invented earmuffs in Maine in 1873.

Will you take a trip to Maine? If you do, you will find yourself in a beautiful and interesting place.

1. What covers most of the state of Maine?
2. Describe two interesting facts about Maine.

Name _____ Date _____

Lily's First Movie

Nick lived on a ranch where several animals were trained to perform in movies. Nick's favorite was Lily, a baby elephant. Lily loved to play tricks. She would swing her trunk and if it hit him, she would put her head back as if she were laughing. Nick would laugh, too.

One day, moviemakers needed a terrific animal performer. They watched Lily and were impressed by her actions. So the movie people took Lily.

Lily was very sad because she missed Nick. She would not do her trick with the actors. The movie people talked with Nick's dad about it.

The next day, Nick appeared at the movie set. When Lily saw Nick, she hit him with her trunk, then put back her head and laughed. The movie people laughed and clapped loudly. Now they had their star performer.

1. What was Lily's special trick?
2. Why wouldn't Lily do her trick with the actors?